

LOT #17

CONKLIN HALL

CONSTRUCTION  
FALL 2022 - FALL 2023

GLEESON HALL

ALL BUILDING  
ENTRANCES  
ARE OPEN

WARD HALL

WHITMAN HALL





ENTRANCE

ENTRANCE

ENTRANCE

ENTRANCE

**LEGEND:**

-  CLOSED AREA
-  PATH OF TRAVEL
-  ENTRANCE
-  COVERED WALK

**IMPORTANT NOTE:**  
THIS DRAWING IS A DIAGRAM ONLY. ALL FACULTY, STAFF, STUDENTS AND VISITORS MUST PROCEED WITH CAUTION AS THEY NAVIGATE THROUGH CAMPUS AND AROUND ALL CONSTRUCTION ZONES.