

Accessing Home Drive from iPads

In order to access your Farmingdale Home Drive from the iPad, you just need to follow these steps:

- 1) Open Safari from the main screen of the iPad
- 2) Navigate to <http://sa.farmingdale.edu>
- 3) Once there, enter your Farmingdale username and password (the one that you use for email). Then click "Sign In"

Farmingdale State Web VPN

Restricted Area - Authorized Users Only!
It is for the use of Farmingdale State staff and faculty only.
[All others please return to the Campus home page...](#)




Username	<input type="text"/>
Password	<input type="password"/>

Sign In

- 4) On the SA Home Page, click "Files"

To connect to Banner, open a new window and go to <http://www.farmingdale.edu/banner>. -

Web Bookmarks

	Files
	VPN
	Preferences

- 5) On the "Files" page, click "Home Directory"

Standard File Bookmarks

Home Directory

My File Bookmarks

You don't have any files bookmarked.

This will take you to your home directory and you should be able to browse your files from this page and open documents from here.